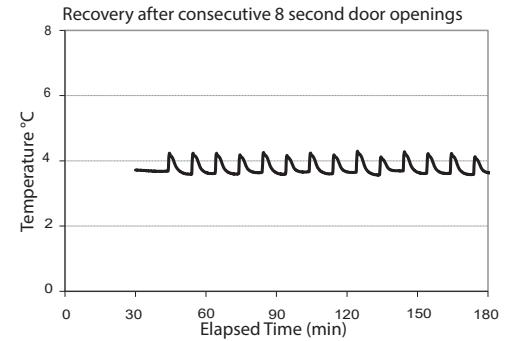


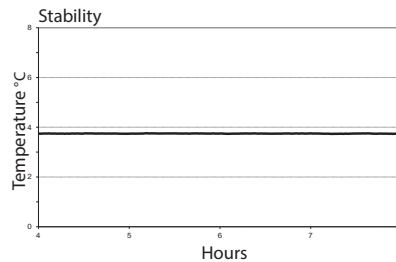
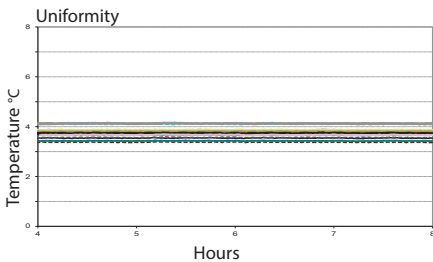
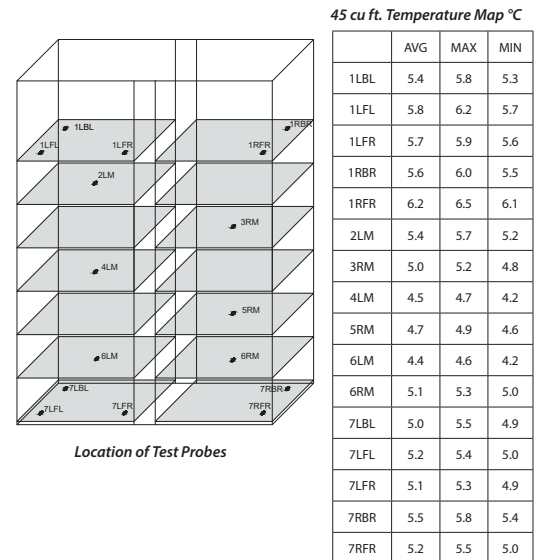
Application, Rating, & Electrical Data	
Application	High performance storage of medical and scientific products
Storage Volume	44.9 cu ft 1271 L
Temperature Range	+2°C to +10°C
Set Point	+5°C
Electrical Power	115V 60Hz 220-240V 50-60Hz
Maximum Current	4.3A 2.5A
Facility Supply Rating	Branch circuit with earth ground, meeting plug/cord ratings as well as local electrical safety codes and requirements 110-120V AC: 15 A (minimum) 220-240V AC: 10 A (minimum)
Power Plug/Power Cord Length	NEMA 5-15 hospital-grade 115V 60Hz, 8 to 10 ft (2.4-3.0m) Inquire about additional plug/cord options
Certification/Agency Listing	QPS (Certified to UL and CSA Standards) IEC/UL61010-2-01:2016 IEC 61010-1:2010, AMD1:2016
Energy Star	Yes
Indoor/Outdoor Use	Indoor use only, non-residential
Application Environment	Non-corrosive, non-flammable, non-explosive
Ambient Operating Temperature	+15°C to +32°C +59°F to +90°F
Refrigeration	
Refrigeration System	VCC compressor-based, forced-air hydrocarbon
Compressor	Hermetic, variable speed (VCC). Rated speed range: 1300-4000 rpm
Condenser Type	Air-cooled fin and tube, sealed
Expansion Device	Cap tube
Evaporator Type	Direct expansion with forced-air fin and tube
Defrost Method	Automatic
Refrigerant	R600a, Isobutane, EPA SNAP compliant
Controller / Configuration Settings	
User Interface	LED digital display, °C or °F
Power Switch	On/Off
Controller Type	Microprocessor with alarm/monitor
Security	Lockable doors
Control Sensor	RTD, stainless steel
Communication Ports	Remote alarm contacts
Power Failure Alarm	Yes
High/Low Alarms	Yes, fully adjustable
Door Ajar Alarm	Yes
Min/Max Temperature	Yes, display and reset
Temperature Monitoring Ballast	Yes, 4 oz bottle with screw cap, solid ballast optional
Battery Back-up	Yes, 9V, non-rechargeable, lithium

Performance Characteristics	
Uniformity °C	+/-1.0
Recovery to 8°C after 3 min door opening min	10
Stability °C	0.44
Energy Consumption kWh/day	3.69
Noise emission dB	52
Heat Rejection / Emission BTU/hr	1199
Pull-down time to 5°C min	64

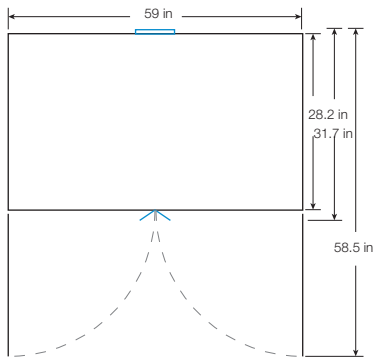
All performance data from 45 cu ft refrigerator, 25°C ambient, 5.0°C



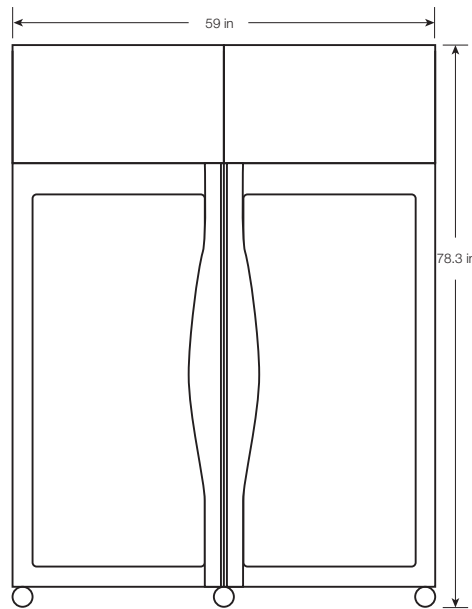
Typical Temperature Map



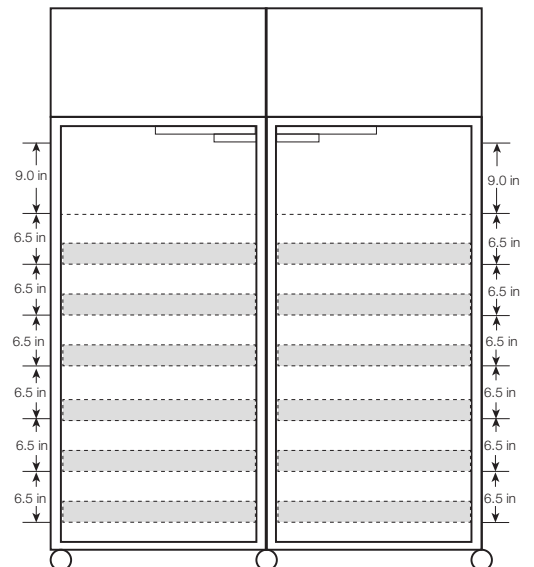
Dimensions and Construction	
Interior (w x h x d)	54.7 x 58.1 x 24 in 1390 x 1476 x 609 mm
Exterior (w x h x d)	59 x 78.3 x 28.2 in 1499 x 1989 x 715 mm
Overall Exterior (w x h x d)	59 x 78.3 x 31.7 in 1499 x 1989 x 803 mm *Includes handles and electrical box
Insulation	Sustainable, US EPA, SNAP and GRAS approved foam
Exterior/Interior Finish	Bacteria-resistant powder-coating
Door	2, dual-pane glass
Access Port	Top Access Port - for external monitoring probe(s) (0.75 in 19 mm diameter) Left Sidewall Port - with interior and exterior plugs (1.75 in 45 mm diameter)
Interior Storage (w x h x d)	2 ventilated, powder coated shelves, 22.5 x 21.9 in 572 x 557 mm, 100 lb 46 kg max capacity/shelf 12 ventilated, powder coated, pull-out drawers, adjustable 21.5 x 3.9 x 22 in 546 x 100 x 560 mm, 100 lb 46 kg max capacity/drawer
Casters	Yes, swivel-locking
Net Weight	774 lb 352 kg
Shipping Weight	895 lb 407 kg
Clearance Requirements	Minimum of 8" (203mm) above and 3" (76mm) behind unit for clearance and feature access
Options Accessories	Stainless steel interior, Chart recorder, Chart paper, Leveling feet, Solid ballast, Remote alarms, Floor and Wall bracket kit, Seismic anchoring kit, Storage trays, Locking drawer, Solid or heated glass doors, Top cover, Side-wall access ports, Certificate of calibration, Temperature validation, Validation guide (IQ/OQ), Extended warranty
Warranty	Reli™ Warranty- 5 years compressor, 2 years parts, 1 year labor Outside US and Canada- Contact your distributor for warranty information



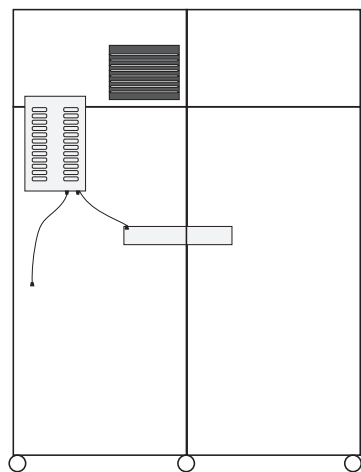
TOP VIEW



FRONT VIEW



INTERIOR VERTICAL SPACING



BACK VIEW