

Cell Washing




UltraCW[®]

Cell Washing Perfected

UltraCW®

Cell Washing Perfected

The UltraCW® offers increased capabilities with exceptional results for high performance automated cell washing. Consistent, reproducible results are achieved faster while programming flexibility allows for optimized results. Many features for convenient and easy operation in the laboratory have been included. The UltraCW provides VALUE-ADDED PERFORMANCE that is only available from Helmer.



Control Panel



Low profile

Advantages Over Conventional Cell Washing Systems

Consistent, Reproducible Results

- Electronic flow meter provides precise saline fills versus flow timers
- Digital calibration provides easy and accurate control of saline volumes while eliminating time-consuming and cumbersome manual calibration
- Peristaltic pump allows saline supply to be located above or below the UltraCW

Simple To Program

- Convenient touchpad with easy to read digital LCD display provides process information, programming prompts, error messages, as well as time and wash status
- Audible and visual end of process alerts

Time Saving Performance

- Increase productivity and turnaround times with faster wash cycles
- Save 14 seconds per cycle, 1 minute per wash and 1 hour per 60 washes

Twice The Capacity With Optional 24-Place Rotor

- Increase productivity by washing up to 24 tubes at once
- Complete antibody identification with only one run

Unique Rotor Design

- Eliminates conventional plunger valve and associated bowl cleaning steps
- Innovative design locks tubes in place while the rotor spins in the opposite direction for decant steps
- Rotors accept either 10mm x 75mm or 12mm x 75mm standard tubes



12-place rotor with removable 10mm x 75mm inserts

Durable, Dependable Design

Superior Construction

- Powder-coated body and chrome-plated brass rotor hub minimize corrosion
- Brushless, variable speed motor provides quiet operation

Low Profile For Easy Access

- Lower height creates a more comfortable working position

Saline Removal Channel


- Drain system directs decanted saline out of the UltraCW
- Easily removable for quick cleaning

Quick View Window

- Allows easy viewing and RPM calibration

Lid Interlock

- Safety lid interlock prevents lid from opening during operation



Saline Removal Channel

Flexible Programming For Optimized Results

Fully Programmable

- Run up to 9 wash cycles
- Saline volume, number or time of agitation, decant speed, and RPM are all user-selectable
- Store up to 5 programs for repeated use

Custom Programs

- Parameters can be modified to create custom programs that include fill, shake, spin and other processes

Spin Cycle With Automatic Agitation

- Automatic shake step before each cycle saves time

Step Process

- Can be used for 37°C saline wash cycles (saline must be warmed first)

Check Button

- Enables interruption and sample access after each phase of the cell wash cycle
- Cycle can be resumed by pressing the start button

Clean Program

- Pre-programmed clean program provides easy maintenance

Options & Accessories

24-Place Rotor

- The UltraCW comes standard with a 12-place rotor. An optional 24-place rotor is available.



24-place rotor

Replacement Tubing

- Pump assembly
- Fill/drain assembly

Specifications

Electrical	115V / 60Hz / 2.5A 230V / 50/60Hz / 1.5A
Maximum RPM	3,500
Height Lid Open	22.5" (572mm)
Height Lid Closed	11" (280mm)
Width	13" (331mm)
Depth	15.5" (394mm)
Weight	51.5 lb / 23.5 kg

Certified to applicable UL and CSA standards by a NRTL.
Specifications subject to change

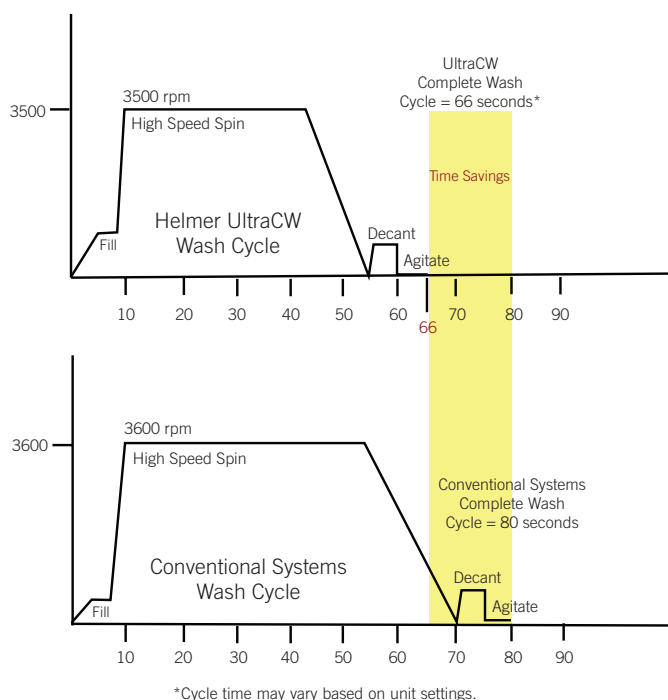


Warranty

2 years parts / 1 year labor at Helmer

Warranties applicable in the US and Canada
Contact your local distributor for International Warranties

Save Time With Faster Washes



Value Added Performance

Compared to Other Cell Washing Systems

EXCLUSIVE HELMER BENEFITS	UltraCW
Electronic flow meter for consistent, reproducible results	✓
Programming flexibility for optimized results	✓
Shorter wash cycles for faster results	✓
Digital calibration for accurate saline volume	✓
24-place rotor option for increased capacity	✓
Lower height profile on bench	✓
Saline can be stored below cell washer	✓
2 Year Parts Warranty	✓

